



United Technologies

## ECODESIGN MANUAL AND ENERGY LABELLING



# Reversible Air to Water Heat Pump

# 30AW



CARRIER participates in the ECP programme for LCP/HP  
Check ongoing validity of certificate:  
[www.eurovent-certification.com](http://www.eurovent-certification.com)



## AIR TO WATER

Model <sup>[1]</sup>	
Heat pump type <sup>[2]</sup>	Air to Water <sup>[3]</sup>
Equipped with supplementary heater <sup>[7]</sup>	Yes/No <sup>[8]</sup>
Heat pump combination heater <sup>[9]</sup>	Yes/No <sup>[8]</sup>

Rated heat output, kW <sup>[10]</sup>	Prated	
Annual energy consumption, kWh <sup>[11]</sup>	Qhe	
Seasonal space heating energy efficiency, % <sup>[12]</sup>	ns,h	
Energy Classes <sup>[13]</sup>		NA
Seasonal Coefficient Of Performance, kWh/kWh <sup>[14]</sup>	SCOP	NA
Sound power level indoor/outdoor, dB(A) <sup>[15]</sup>	LwA	

### Declared capacity and coefficient of performance for heating at indoor conditions 20°C and outdoor temperature Tj <sup>[16]</sup>

Temperature application : <sup>[17]</sup>	NA		
Climate: <sup>[18]</sup>	Average /Colder /Warmer <sup>[19]</sup>		
Bivalent temperature, °C <sup>[20]</sup>	Tbivalent		
Operating limit temperature, °C <sup>[21]</sup>	TOL		
Heating water operation limit temperature, °C <sup>[22]</sup>	WTOL		
Tj, °C	Capacity Pdh, kW <sup>[23]</sup>	COPd	Degradation coef, Cdh <sup>[24]</sup>
Bivalent temperature <sup>[20]</sup>			
Operating limit temperature <sup>[21]</sup>			

### Power consumption in modes other than active mode <sup>[25]</sup>

Off mode, kW <sup>[26]</sup>	POFF	
Thermostat-off mode, kW <sup>[27]</sup>	PTO	
Standby mode, kW <sup>[28]</sup>	PSB	
Crankcase heater mode, kW <sup>[29]</sup>	PCK	

### Supplementary heater <sup>[30]</sup>

Rated heat output, kW <sup>[31]</sup>	Psup	
Type of energy input <sup>[32]</sup>		Electric <sup>[33]</sup>

### Other items <sup>[34]</sup>

Capacity control <sup>[35]</sup>		
Outlet temperature capacity control <sup>[36]</sup>		Fixed/Variable <sup>[37]</sup>
Water flow rate capacity control <sup>[38]</sup>		Fixed/Variable <sup>[37]</sup>

### For air-to-water heat pumps <sup>[39]</sup>

Rated Air flow rate, outdoors, m <sup>3</sup> /h <sup>[41]</sup>	
--	--

Contact details <sup>[43]</sup>	
---------------------------------	--

# ECODESIGN MANUAL FOR SPACE HEATER

ENGLISH	FRANCAIS	DEUTSCH	ITALIANO
[1] Model	[1] Modèle	[1] Modell(e)	[1] Modelli
[2] Heat pump type	[2] Type de pompe à chaleur	[2] Wärmepumpe Typ	[2] Pompa di calore/ Tipo
[3] Air to Water	[3] Pompes à chaleur air-eau	[3] Luft-Wasser-Wärmepumpe	[3] Aria acqua
[4] Water-to-Water	[4] Pompes à chaleur eau-eau:	[4] Wasser-Wasser-Wärmepumpe	[4] Acqua/acqua
[5] Outdoor water type	[5] Type d'eau échangeur extérieur	[5] Wassertyp externer Wärmetauscher	[5] Tipo d'acqua scambiatore esterno
[6] Ground Water (10°C-)/Brine to Water	[6] Pompes à eau souterraines/ eau glycolée-eau	[6] Grundwasser /Sole-Wasser	[6] Acque sotteranee/ salamoia-acqua
[7] Equipped with supplementary heater	[7] Équipé d'un chauffage supplémentaire	[7] Mit Zusatzheizgerät:	[7] Con riscaldatore supplementare
[8] Yes/No	[8] Oui/Non	[8] (Ja/Nein)	[8] [sì/no]
[9] Heat pump combination heater	[9] Dispositif de chauffage mixte par pompe à chaleur	[9] Kombiheizgerät mit Wärmepumpe:	[9] Apparecchio misto a pompa di calore
[10] Rated heat output, Kw	[10] Puissance thermique nominale	[10] Wärmenennleistung	[10] Potenza termica nominale
[11] Annual energy consumption, kWh	[11] Consommation annuelle d'énergie	[11] Jährliche Energieverbrauch	[11] Il consumo energetico annuo
[12] Seasonal space heating energy efficiency, %	[12] L'efficacité énergétique saisonnière	[12] Jahreszeitbedingte Raumheizungs-Energieeffizienz	[12] Efficienza energetica stagionale del riscaldamento d'ambiente
[13] Energy Classes	[13] Classes d'énergie	[13] Energieklassen	[13] Classi energetiche
[14] Seasonal Coefficient Of Performance, kWh/kWh	[14] Coefficient saisonnier de performance	[14] Jahresarbeitszahl	[14] Coefficiente di Prestazione Stagionale
[15] Sound power level indoor/outdoor, dB(A)	[15] Niveau de puissance acoustique à l'intérieur/ à l'extérieur	[15] Schalleistungspegel in Innenräumen und/oder im Freien	[15] Il livello di potenza sonora ponderato A, all'interno e/o all'esterno, espresso in dB
[16] Declared capacity and coefficient of performance for heating at indoor conditions 20°C and outdoor temperature Tj	[16] Puissances et coefficient de performances déclarés en chauffage pour une température intérieure de 20 °C et pour une température extérieure Tj	[16] enleistungen und -Leistungskoeffizienten im Heizbetrieb bei einer Innenraumtemperatur von 20 °C und einer Außentemperatur Tj	[16] Potenze e coefficiente di prestazioni dichiarate in fase riscaldamento per una temperatura interna di 20 °C e per una temperatura esterna Tj
[17] Temperature Application	[17] Température d'application	[17] Temperaturanwendung	[17] Temperatura d'applicazione
[18] Climate	[18] Climat :	[18] Klima	[18] Clima
[19] Average (Strasbourg)/Colder (Helsinki)/Warmer (Athenes)	[19] Moyennes/ plus froid/ plus chaud	[19] Durchschnittliche Klimaverhältnisse/ kälter/ wärmer	[19] Climatiche medie/ clima più freddo/ clima più caldo
[20] Bivalent temperature	[20] Température bivalente	[20] Bivalenttemperatur	[20] Temperatura bivalente
[21] Operating limit temperature	[21] Température maximale (de service...)	[21] Grenzwert der Betriebstemperatur	[21] Temperatura limite di esercizio
[22] Heating water operation limit temperature	[22] Température maximale de service de l'eau de chauffage	[22] Grenzwert der Betriebstemperatur des Heizwasser	[22] Temperatura limite di esercizio di riscaldamento dell'acqua
[23] Capacity	[23] Capacité	[23] Die Leistung	[23] Capacità
[24] Degradation coeff	[24] Coefficient de dégradation	[24] Minderungsfaktor	[24] Coefficiente di degradazione
[25] Power consumption in modes other than active mode	[25] Consommation d'électricité dans les modes autres que le mode actif	[25] Stromverbrauch in anderen Betriebsarten als dem Betriebszustand	[25] Consumo energetico in modi diversi dal modo attivo
[26] Off mode	[26] Mode arrêt	[26] Aus-Zustand	[26] Modo spento
[27] Thermostat off-mode	[27] Mode arrêt par thermostat	[27] Thermostat-aus-Zustand	[27] Modo termostato spento
[28] Standby mode	[28] Mode veille	[28] Bereitschaftszustand	[28] Modo stand-by
[29] Crankcase heater mode	[29] Mode résistance de carter active	[29] Betriebszustand mit Kurbelgehäuseheizung	[29] Modo riscaldamento del carter
[30] Supplementary heater	[30] Dispositif de chauffage d'appoint	[30] Zusatzheizgerät	[30] Riscaldatore supplementare
[31] Rated heat output	[31] Puissance thermique nominale	[31] Wärmenennleistung	[31] Potenza termica nominale
[32] Type of energy input	[32] Type d'énergie utilisée	[32] Art der Energiezufuhr	[32] Tipo di alimentazione energetica
[33] Electric	[33] Électrique	[33] Elektrik	[33] Specifiche elettriche
[34] Other items	[34] Autres caractéristiques	[34] Sonstige Elemente	[34] Altri elementi
[35] Capacity control	[35] Régulation de la puissance	[35] Leistungssteuerung	[35] Controllo della capacità
[36] Outlet temperature capacity control	[36] Contrôle de la capacité de la température de sortie	[36] Kontrolle der Kapazität der Vorlauftemperatur	[36] Controllo della capacità della temperatura di uscita serbatoio
[37] Fixed / Variable	[37] Fixe/variable	[37] Fix / variabel	[37] fisso/variabile
[38] Water flow rate capacity control	[38] Régulation de la puissance du débit nominal d'eau	[38] Nutzbarer Wasserdurchsatz	[38] Flusso idrico utile
[39] For air-to-water heat pumps	[39] Pour les pompes à chaleur air-eau	[39] Für Luft-Wasser-Wärmepumpen	[39] Per le pompa di calore aria/ acqua
[40] For Water /brine-to-Water heat pumps	[40] Pour les pompes à chaleur eau-eau ou eau glycolée-eau:	[40] Bei Wasser-Glykolwasser-/ Wasser-Wasser-Wärmepumpe	[40] Per PDC acqua/acqua glicolata :
[41] Rated Air flow rate, outdoors, m³/h	[41] Débit d'air nominal, à l'extérieur	[41] Nenn-Luftdurchsatz, außen	[41] Portata d'aria, all'esterno
[42] Rated Water flow rate outdoor exchanger, m³/h	[42] Débit nominal d'eau, échangeur thermique extérieur, m³/h	[42] Nenn-Wasservolumenstrom externer Wärmetauscher m³/h	[42] Portata d'acqua nominale scambiatore esterno, m³/h
[43] Contact details	[43] Coordonnées de contact	[43] Kontakt	[43] Recapiti

SVENSKA	ESPAÑOL	NEDERLANDS	POLSKI
[1] Modell(er)	[1] Modelos	[1] Model(len)	[1] Model(-e)
[2] Värmepump/ Typ	[2] Bomba de calor/ Tipo	[2] warmtepomp/ soort	[2] Pompa ciepła
[3] Luft-till-vatten	[3] aire-agua	[3] Lucht/water	[3] powietrze/woda
[4] Vatten-till-vatten	[4] agua-agua	[4] water/water	[4] woda/woda
[5] Utomhusvattentyp	[5] Tipo de agua del intercambiador exterior	[5] Type externe waterwarmtewisselaar	[5] Rodzaj wody w wymienniku
[6] Grundvatten/vatten vattenglykolblandning	[6] geotérmicas /salmuera-agua	[6] grondwater/ Pekel-water	[6] zewnętrznym solanka/woda
[7] Utrustad med extra uppvärmare	[7] Equipado con un calefactor complementario	[7] Uitgerust met aanvullend verwarmingstoestel	[7] Wyposażona w dodatkowy ogrzewacz
[8] [ja/nej]	[8] [sí/no]	[8] [ja/neeñ]	[8] [tak/nie]
[9] Pannor med inbyggd tappvarmvattenberedning och med värmepump	[9] Calefactor combinado con bomba de calor	[9] Combinatieverwarmingstoestel met warmtepomp	[9] Wielofunkcyjny ogrzewacz z pompą ciepła
[10] Nominell avgiven värmeeffekt	[10] Potencia calorífica nominal	[10] Nominale warmteafgifte	[10] Znamionowa moc cieplna
[11] Den årliga energiförbrukningen	[11] El consumo anual de energía	[11] Het jaarlijkse energieverbruik	[11] Roczne zużycie energii
[12] Säsongsmedelverkningsgrad för rumsuppvärmning	[12] Eficiencia energética estacional de calefacción	[12] Seizoensgebonden energie-efficiëntie van ruimteverwarming	[12] Sezonowa efektywność energetyczna ogrzewania pomieszczeń AWH
[13] Energiklasser	[13] Clases energéticas	[13] Energieklassen	[13] Klasy energetyczne
[14] Värmefaktor, årsmedel	[14] Coeficiente de rendimiento estacional	[14] Seizoenswarmteprestatie coëfficiënt	[14] Wskaźnik sezonowej Efektywności
[15] Ljudeffektivån, inomhus och/eller utomhus, uttryckt i dB	[15] nivel de potencia acústica ponderada A, en interiores o exteriores, expresado en dB	[15] geluidsvermogensniveau, binnen en/of buiten, uitgedrukt in dB	[15] poziom mocy akustycznej odniesionej do A, w pomieszczeniu lub na zewnątrz
[16] Deklarerad kapacitetoch värmefaktor vid inomhusförhållanden 20 °C och utomhustemperatur Tj	[16] Potencias y coeficiente de rendimiento declarados para una calefacción con una temperatura interior de 20 °C y una temperatura exterior Tj	[16] Nominale vermogens en warmteprestatie bij verwarming voor een binnentemperatuur van 20 °C en een buitentemperatuur Tj	[16] Deklarowana moc grzewcza i współczynnik wydajności grzewczej w przypadku temperatury poniżej 20 °C i dla temperatury zewnętrznej Tj
[17] Temperaturförhållanden	[17] Temperatura exterior Tj	[17] Temperatuur toepassing	[17] Warunki Temperaturowe
[18] Klimat	[18] Aplicación de temperatura	[18] Klimaat	[18] Klimat
[19] Genomsnittliga klimatförhållanden/ kallare klimat/ varmare klimat/Warmer (Athenes)	[19] Clima	[19] gemiddelde klimaatomstandigheden/ kouder(e) klimaat/ warmer klimaat/Warmer (Athenes)	[19] warunki klimatu umiarkowanego/ Ciepłszy klimat/ chłodniejszy klimat
[20] Bivalenttemperatur	[20] condiciones climáticas medias/ clima más fríos/ clima más cálido	[20] bivalente temperatuur	[20] Graniczna temperatura robocza
[21] Gränstemperatur för drift	[21] Temperatura bivalente	[21] Uiterste bedrijfstemperatuur	[21] Graniczna temperatura robocza dla podgrzewania wody
[22] Uppvärmningsvattnets gränstemperatur för drift	[22] Temperatura límite de calentamiento de agua	[22] Uiterste bedrijfstemperatuur van sanitair water	[22] Regulacja wydajności / Wydajność
[23] Kapacitet	[23] Capacidad	[23] Vermogen	[23] Współczynnik strat
[24] Degraderingskoefficient	[24] Coeficiente de degradación	[24] Coeficiente de degradación	[24] Pobór mocy w trybach innych niż aktywny
[25] Effektförbrukning i andra lägen än aktivt lågeactive mode	[25] Consumo de electricidad en modos distintos del activoactive mode	[25] Elektriciteitsverbruik in andere standen dan de actieve modusactive mode	[25] Tryb wyłączenia
[26] Frånåge	[26] Modo desactivado	[26] Uit-stand	[26] Tryb wyłączenia termostatu
[27] Termostatfrånåge	[27] Modo desactivado por termostato	[27] Thermostaat-uit-stand	[27] Tryb czuwania
[28] Standbylåge	[28] Modo de espera	[28] Stand-by-stand	[28] Tryb grzałki karteru
[29] Vevhusvarmarlåge	[29] Modo de calentador del cárter	[29] Carterverwarming-stand	[29] Ogrzewacz dodatkowy
[30] Extra värmegenerator	[30] Calefactor complementario	[30] Aanvullend verwarmingstoestel	[30] Znamionowa moc cieplna
[31] Nominell avgiven värmeeffekt	[31] Potencia calorífica nominal	[31] Nominale warmteafgifte	[31] Rodzaj pobieranej energii
[32] Typ av tillförd energi	[32] Tipo de insumo de energía	[32] Soort energie-input	[32] Elektryczny/a
[33] Elektrisk	[33] Eléctrica	[33] Elektrisch	[33] Pozostałe parametry
[34] Övriga poster	[34] Otros elementos	[34] Andere kenmerken	[34] Regulacja wydajności
[35] Kapacitetsreglering	[35] Control de capacidad	[35] Vermogenscontrole	[35] Kontrola wydajności cieplnej na wyjściu
[36] Kapacitetskontroll för utgående temperatur	[36] Comprobación de capacidad de la temperatura de salida	[36] Capaciteitscontrole uitredetemperatuur	[36] Stała / zmienna natężenie przepływu wody użytkowej
[37] Fast/varierande	[37] Fijo/variable	[37] Vast/variabel	[37] Pompy ciepła powietrze/ woda
[38] Nyttigtgjort vattenflöde	[38] caudal de agua útil	[38] nuttige waterstroomsnelheid	[38] Dla pompy ciepła woda/woda glikol-woda
[39] For air-to-water heat pumps	[39] Para bombas de calor aire- agua	[39] Voor lucht/water-warmtepompen	[39] znamionowy przepływ powietrza na zewnątrz
[40] För värmepumpar med vatten/ saltlösning till vatten	[40] Para bomba de calor agua/agua glicolada - agua	[40] Voor water/glycolwater warmtepomp -water	[40] Nominalny wydatek wody w wymienniku zewnętrznym, m³/h
[41] Nominellt luftflöde, ute	[41] Caudal de aire nominal, exterior	[41] nominaal luchtdebiet, buiten	[41] Dane kontaktowe
[42] Klassificerat vattenflöde utomhusväxlare, m³/h	[42] Caudal de agua nominal, del intercambiador de calor de exterior, m³/h	[42] Nominaal waterdebiet externe warmtewisselaar m³/u	
[43] Kontakt	[43] Datos de contacto	[43] Contactgegevens	



<b>Model</b>	30AWH004HD
<b>Heat pump type</b>	Air-to-Water
<b>Equipped with supplementary heater</b>	No
<b>Heat pump combination heater</b>	No

<b>Rated heat output, kW</b>	Prated	3.83
<b>Annual energy consumption, kWh</b>	Qhe	2105
<b>Seasonal space heating energy efficiency, %</b>	ns,h	146
<b>Energy Classes</b>		A+
<b>Seasonal Coefficient Of Performance, kWh/kWh</b>	SCOP	3.73
<b>Sound power level indoor/outdoor, dB(A)</b>	LwA	62 NA

**Declared capacity and coefficient of performance for heating at indoor conditions 20°C and outdoor temperature Tj**

<b>Temperature application :</b>		Low (30°C/35°C)	
<b>Climate:</b>		Average (Strasbourg)	
<b>Bivalent temperature, °C</b>	<b>Tbivalent</b>	-7	
<b>Operating limit temperature, °C</b>	<b>TOL</b>	-20	
<b>Heating water operation limit temperature, °C</b>	<b>WTOL</b>	60	
<b>Tj, °C</b>	<b>Capacity Pdh, kW</b>	<b>COPd</b>	<b>Degradation coef, Cdh</b>
-7	3.39	2.44	0.90
2	2.15	3.47	0.90
7	1.28	5.33	0.90
12	1.07	6.69	0.90
<b>Bivalent temperature</b>	3.39	2.44	-
<b>Operating limit temperature</b>	3.22	2.21	-

**Power consumption in modes other than active mode**

<b>Off mode, kW</b>	POFF	0.0000
<b>Thermostat-off mode, kW</b>	PTO	0.0500
<b>Standby mode, kW</b>	PSB	0.0500
<b>Crankcase heater mode, kW</b>	PCK	0.0500

**Supplementary heater**

<b>Rated heat output, kW</b>	Psup	0.61
<b>Type of energy input</b>		Electric

**Other items**

<b>Capacity control</b>	Variable
<b>Outlet temperature capacity control</b>	Variable
<b>Water flow rate capacity control</b>	Fixed

**For air-to-water heat pumps**

<b>Rated Air flow rate, outdoors, m³/h</b>	2600
--	------

<b>Contact details</b>	Carrier Refrigeration Operation Czech Republic s.r.o. Lidicka 323 - 266 39 Beroun 3 - Czech Republic
------------------------	---

**Accessories and Installed Options**  
No Accessories or Installed Options selected



<b>Model</b>	30AWH006HD
<b>Heat pump type</b>	Air-to-Water
<b>Equipped with supplementary heater</b>	No
<b>Heat pump combination heater</b>	No

<b>Rated heat output, kW</b>	Prated	4.92
<b>Annual energy consumption, kWh</b>	Qhe	2806
<b>Seasonal space heating energy efficiency, %</b>	ns,h	141
<b>Energy Classes</b>		A+
<b>Seasonal Coefficient Of Performance, kWh/kWh</b>	SCOP	3.60
<b>Sound power level indoor/outdoor, dB(A)</b>	LwA	62 NA

### Declared capacity and coefficient of performance for heating at indoor conditions 20°C and outdoor temperature Tj

<b>Temperature application :</b>		Low (30°C/35°C)	
<b>Climate:</b>		Average (Strasbourg)	
<b>Bivalent temperature, °C</b>	<b>Tbivalent</b>	-7	
<b>Operating limit temperature, °C</b>	<b>TOL</b>	-20	
<b>Heating water operation limit temperature, °C</b>	<b>WTOL</b>	60	
<b>Tj, °C</b>	<b>Capacity Pdh, kW</b>	<b>COPd</b>	<b>Degradation coef, Cdh</b>
-7	4.35	2.29	0.90
2	2.73	3.25	0.90
7	1.70	5.48	0.90
12	0.76	6.33	0.90
<b>Bivalent temperature</b>	4.35	2.29	-
<b>Operating limit temperature</b>	4.13	2.07	-

### Power consumption in modes other than active mode

<b>Off mode, kW</b>	POFF	0.0000
<b>Thermostat-off mode, kW</b>	PTO	0.0490
<b>Standby mode, kW</b>	PSB	0.0500
<b>Crankcase heater mode, kW</b>	PCK	0.0500

### Supplementary heater

<b>Rated heat output, kW</b>	Psup	0.78
<b>Type of energy input</b>		Electric

### Other items


<b>Capacity control</b>	Variable
<b>Outlet temperature capacity control</b>	Variable
<b>Water flow rate capacity control</b>	Fixed

### For air-to-water heat pumps

<b>Rated Air flow rate, outdoors, m³/h</b>	2600
--	------

<b>Contact details</b>	Carrier Refrigeration Operation Czech Republic s.r.o. Lidicka 323 - 266 39 Beroun 3 - Czech Republic
------------------------	---

**Accessories and Installed Options**  
No Accessories or Installed Options selected



Model	30AWH012HD
Heat pump type	Air-to-Water
Equipped with supplementary heater	No
Heat pump combination heater	No

Rated heat output, kW	Prated	10.00
Annual energy consumption, kWh	Qhe	6467
Seasonal space heating energy efficiency, %	ns,h	125
Energy Classes		A+
Seasonal Coefficient Of Performance, kWh/kWh	SCOP	3.19
Sound power level indoor/outdoor, dB(A)	LwA	67 NA

**Declared capacity and coefficient of performance for heating at indoor conditions 20°C and outdoor temperature Tj**

Temperature application :	Low (30°C/35°C)		
Climate:	Average (Strasbourg)		
Bivalent temperature, °C	Tbivalent	-7	
Operating limit temperature, °C	TOL	-20	
Heating water operation limit temperature, °C	WTOL	60	
Tj, °C	Capacity Pdh, kW	COPd	Degradation coef, Cdh
-7	8.85	2.20	0.96
2	5.76	2.72	0.96
7	3.85	5.07	0.96
12	3.60	5.90	0.96
Bivalent temperature	8.85	2.20	-
Operating limit temperature	8.41	1.99	-

**Power consumption in modes other than active mode**

Off mode, kW	POFF	0.0000
Thermostat-off mode, kW	PTO	0.0230
Standby mode, kW	PSB	0.0500
Crankcase heater mode, kW	PCK	0.0500

**Supplementary heater**

Rated heat output, kW	Psup	1.60
Type of energy input		Electric

**Other items**

Capacity control	Variable
Outlet temperature capacity control	Variable
Water flow rate capacity control	Fixed

**For air-to-water heat pumps**

Rated Air flow rate, outdoors, m³/h	6000
-------------------------------------	------

Contact details	Carrier Refrigeration Operation Czech Republic s.r.o. Lidicka 323 - 266 39 Beroun 3 - Czech Republic
-----------------	---

Accessories and Installed Options  
No Accessories or Installed Options selected



<b>Model</b>	30AWH012HD9
<b>Heat pump type</b>	Air-to-Water
<b>Equipped with supplementary heater</b>	No
<b>Heat pump combination heater</b>	No

<b>Rated heat output, kW</b>	Prated	9.76
<b>Annual energy consumption, kWh</b>	Qhe	5314
<b>Seasonal space heating energy efficiency, %</b>	ns,h	148
<b>Energy Classes</b>		A+
<b>Seasonal Coefficient Of Performance, kWh/kWh</b>	SCOP	3.78
<b>Sound power level indoor/outdoor, dB(A)</b>	LwA	68 NA

**Declared capacity and coefficient of performance for heating at indoor conditions 20°C and outdoor temperature Tj**

<b>Temperature application :</b>		Low (30°C/35°C)	
<b>Climate:</b>		Average (Strasbourg)	
<b>Bivalent temperature, °C</b>	<b>Tbivalent</b>	-7	
<b>Operating limit temperature, °C</b>	<b>TOL</b>	-20	
<b>Heating water operation limit temperature, °C</b>	<b>WTOL</b>	60	
<b>Tj, °C</b>	<b>Capacity Pdh, kW</b>	<b>COPd</b>	<b>Degradation coef, Cdh</b>
-7	8.63	2.27	0.95
2	6.50	3.59	0.95
7	3.73	5.41	0.95
12	4.26	7.61	0.95
<b>Bivalent temperature</b>	8.63	2.27	-
<b>Operating limit temperature</b>	8.20	2.05	-

**Power consumption in modes other than active mode**

<b>Off mode, kW</b>	POFF	0.0000
<b>Thermostat-off mode, kW</b>	PTO	0.0250
<b>Standby mode, kW</b>	PSB	0.0500
<b>Crankcase heater mode, kW</b>	PCK	0.0500

**Supplementary heater**

<b>Rated heat output, kW</b>	Psup	1.56
<b>Type of energy input</b>		Electric

**Other items**

<b>Capacity control</b>	Variable
<b>Outlet temperature capacity control</b>	Variable
<b>Water flow rate capacity control</b>	Fixed


**For air-to-water heat pumps**

<b>Rated Air flow rate, outdoors, m³/h</b>	6000
--	------

<b>Contact details</b>	Carrier Refrigeration Operation Czech Republic s.r.o. Lidicka 323 - 266 39 Beroun 3 - Czech Republic
------------------------	---

**Accessories and Installed Options**  
No Accessories or Installed Options selected





<b>Model</b>	30AWH015HD
<b>Heat pump type</b>	Air-to-Water
<b>Equipped with supplementary heater</b>	No
<b>Heat pump combination heater</b>	No

<b>Rated heat output, kW</b>	Prated	10.75
<b>Annual energy consumption, kWh</b>	Qhe	6137
<b>Seasonal space heating energy efficiency, %</b>	ns,h	141
<b>Energy Classes</b>		A+
<b>Seasonal Coefficient Of Performance, kWh/kWh</b>	SCOP	3.61
<b>Sound power level indoor/outdoor, dB(A)</b>	LwA	68 NA

**Declared capacity and coefficient of performance for heating at indoor conditions 20°C and outdoor temperature Tj**

<b>Temperature application :</b>		<b>Low (30°C/35°C)</b>	
<b>Climate:</b>		<b>Average (Strasbourg)</b>	
<b>Bivalent temperature, °C</b>	<b>Tbivalent</b>	-7	
<b>Operating limit temperature, °C</b>	<b>TOL</b>	-20	
<b>Heating water operation limit temperature, °C</b>	<b>WTOL</b>	60	
<b>Tj, °C</b>	<b>Capacity Pdh, kW</b>	<b>COPd</b>	<b>Degradation coef, Cdh</b>
-7	9.51	2.40	0.90
2	6.00	3.16	0.90
7	3.93	5.61	0.90
12	2.80	6.67	0.90
<b>Bivalent temperature</b>	9.51	2.40	-
<b>Operating limit temperature</b>	9.03	2.17	-

**Power consumption in modes other than active mode**

<b>Off mode, kW</b>	POFF	0.0000
<b>Thermostat-off mode, kW</b>	PTO	0.0530
<b>Standby mode, kW</b>	PSB	0.0500
<b>Crankcase heater mode, kW</b>	PCK	0.0500

**Supplementary heater**

<b>Rated heat output, kW</b>	Psup	1.72
<b>Type of energy input</b>		Electric

**Other items**

<b>Capacity control</b>	Variable
<b>Outlet temperature capacity control</b>	Variable
<b>Water flow rate capacity control</b>	Fixed

**For air-to-water heat pumps**

<b>Rated Air flow rate, outdoors, m³/h</b>	6200
--	------

<b>Contact details</b>	Carrier Refrigeration Operation Czech Republic s.r.o. Lidicka 323 - 266 39 Beroun 3 - Czech Republic
------------------------	---

**Accessories and Installed Options**  
No Accessories or Installed Options selected



<b>Model</b>	30AWH015HD9
<b>Heat pump type</b>	Air-to-Water
<b>Equipped with supplementary heater</b>	No
<b>Heat pump combination heater</b>	No

<b>Rated heat output, kW</b>	Prated	11.12
<b>Annual energy consumption, kWh</b>	Qhe	6230
<b>Seasonal space heating energy efficiency, %</b>	ns,h	144
<b>Energy Classes</b>		A+
<b>Seasonal Coefficient Of Performance, kWh/kWh</b>	SCOP	3.68
<b>Sound power level indoor/outdoor, dB(A)</b>	LwA	68 NA

### Declared capacity and coefficient of performance for heating at indoor conditions 20°C and outdoor temperature Tj

<b>Temperature application :</b>		Low (30°C/35°C)	
<b>Climate:</b>		Average (Strasbourg)	
<b>Bivalent temperature, °C</b>	<b>Tbivalent</b>	-7	
<b>Operating limit temperature, °C</b>	<b>TOL</b>	-20	
<b>Heating water operation limit temperature, °C</b>	<b>WTOL</b>	60	
<b>Tj, °C</b>	<b>Capacity Pdh, kW</b>	<b>COPd</b>	<b>Degradation coef, Cdh</b>
-7	9.84	2.24	0.90
2	6.45	3.49	0.90
7	3.68	5.33	0.90
12	2.58	6.00	0.90
<b>Bivalent temperature</b>	9.84	2.24	-
<b>Operating limit temperature</b>	9.35	2.02	-

### Power consumption in modes other than active mode

<b>Off mode, kW</b>	POFF	0.0000
<b>Thermostat-off mode, kW</b>	PTO	0.0560
<b>Standby mode, kW</b>	PSB	0.0500
<b>Crankcase heater mode, kW</b>	PCK	0.0500

### Supplementary heater

<b>Rated heat output, kW</b>	Psup	1.78
<b>Type of energy input</b>		Electric

### Other items

<b>Capacity control</b>	Variable
<b>Outlet temperature capacity control</b>	Variable
<b>Water flow rate capacity control</b>	Fixed

### For air-to-water heat pumps

<b>Rated Air flow rate, outdoors, m³/h</b>	6200
--	------

<b>Contact details</b>	Carrier Refrigeration Operation Czech Republic s.r.o. Lidicka 323 - 266 39 Beroun 3 - Czech Republic
------------------------	---

**Accessories and Installed Options**  
No Accessories or Installed Options selected



Model	30AWH004HD
Heat pump type	Air-to-Water
Equipped with supplementary heater	No
Heat pump combination heater	No

Rated heat output, kW	Prated	3.28
Annual energy consumption, kWh	Qhe	1900
Seasonal space heating energy efficiency, %	ns,h	138
Energy Classes		A++
Seasonal Coefficient Of Performance, kWh/kWh	SCOP	3.53
Sound power level indoor/outdoor, dB(A)	LwA	62 NA

### Declared capacity and coefficient of performance for heating at indoor conditions 20°C and outdoor temperature Tj

Temperature application :	Medium (47°C/55°C)		
Climate:	Average (Strasbourg)		
Bivalent temperature, °C	Tbivalent	-7	
Operating limit temperature, °C	TOL	-20	
Heating water operation limit temperature, °C	WTOL	60	
Tj, °C	Capacity Pdh, kW	COPd	Degradation coef, Cdh
-7	2.90	2.15	0.90
2	1.80	3.46	0.90
7	1.17	4.68	0.90
12	1.20	7.25	0.90
Bivalent temperature	2.90	2.15	-
Operating limit temperature	2.76	1.94	-

### Power consumption in modes other than active mode

Off mode, kW	POFF	0.0500
Thermostat-off mode, kW	PTO	0.0410
Standby mode, kW	PSB	0.0500
Crankcase heater mode, kW	PCK	0.0500

### Supplementary heater

Rated heat output, kW	Psup	0.52
Type of energy input		Electric

### Other items

Capacity control	Variable
Outlet temperature capacity control	Variable
Water flow rate capacity control	Fixed

### For air-to-water heat pumps

Rated Air flow rate, outdoors, m³/h	2600
-------------------------------------	------

Contact details	Carrier Refrigeration Operation Czech Republic s.r.o. Lidicka 323 - 266 39 Beroun 3 - Czech Republic
-----------------	---

### Accessories and Installed Options

No Accessories or Installed Options selected



<b>Model</b>	30AWH006HD
<b>Heat pump type</b>	Air-to-Water
<b>Equipped with supplementary heater</b>	No
<b>Heat pump combination heater</b>	No

<b>Rated heat output, kW</b>	Prated	4.22
<b>Annual energy consumption, kWh</b>	Qhe	2571
<b>Seasonal space heating energy efficiency, %</b>	ns,h	132
<b>Energy Classes</b>		A++
<b>Seasonal Coefficient Of Performance, kWh/kWh</b>	SCOP	3.37
<b>Sound power level indoor/outdoor, dB(A)</b>	LwA	62 NA

### Declared capacity and coefficient of performance for heating at indoor conditions 20°C and outdoor temperature Tj

<b>Temperature application :</b>		Medium (47°C/55°C)	
<b>Climate:</b>		Average (Strasbourg)	
<b>Bivalent temperature, °C</b>	<b>Tbivalent</b>	-7	
<b>Operating limit temperature, °C</b>	<b>TOL</b>	-20	
<b>Heating water operation limit temperature, °C</b>	<b>WTOL</b>	60	
<b>Tj, °C</b>	<b>Capacity Pdh, kW</b>	<b>COPd</b>	<b>Degradation coef, Cdh</b>
-7	3.73	2.02	0.90
2	2.25	3.17	0.90
7	1.45	4.68	0.90
12	0.72	7.20	0.90
<b>Bivalent temperature</b>	3.73	2.02	-
<b>Operating limit temperature</b>	3.54	1.82	-

### Power consumption in modes other than active mode

<b>Off mode, kW</b>	POFF	0.0500
<b>Thermostat-off mode, kW</b>	PTO	0.0370
<b>Standby mode, kW</b>	PSB	0.0500
<b>Crankcase heater mode, kW</b>	PCK	0.0500

### Supplementary heater

<b>Rated heat output, kW</b>	Psup	0.67
<b>Type of energy input</b>		Electric

### Other items

<b>Capacity control</b>	Variable
<b>Outlet temperature capacity control</b>	Variable
<b>Water flow rate capacity control</b>	Fixed

### For air-to-water heat pumps

<b>Rated Air flow rate, outdoors, m³/h</b>	2600
--	------

<b>Contact details</b>	Carrier Refrigeration Operation Czech Republic s.r.o. Lidicka 323 - 266 39 Beroun 3 - Czech Republic
------------------------	---

**Accessories and Installed Options**  
No Accessories or Installed Options selected



<b>Model</b>	30AWH008HD
<b>Heat pump type</b>	Air-to-Water
<b>Equipped with supplementary heater</b>	No
<b>Heat pump combination heater</b>	No

<b>Rated heat output, kW</b>	Prated	4.65
<b>Annual energy consumption, kWh</b>	Qhe	3367
<b>Seasonal space heating energy efficiency, %</b>	ns,h	111
<b>Energy Classes</b>		A+
<b>Seasonal Coefficient Of Performance, kWh/kWh</b>	SCOP	2.84
<b>Sound power level indoor/outdoor, dB(A)</b>	LwA	64 NA

**Declared capacity and coefficient of performance for heating at indoor conditions 20°C and outdoor temperature Tj**

<b>Temperature application :</b>	Medium (47°C/55°C)		
<b>Climate:</b>	Average (Strasbourg)		
<b>Bivalent temperature, °C</b>	<b>Tbivalent</b>	-7	
<b>Operating limit temperature, °C</b>	<b>TOL</b>	-20	
<b>Heating water operation limit temperature, °C</b>	<b>WTOL</b>	60	
<b>Tj, °C</b>	<b>Capacity Pdh, kW</b>	<b>COPd</b>	<b>Degradation coef, Cdh</b>
-7	4.11	1.66	0.90
2	2.51	2.79	0.90
7	1.67	3.71	0.90
12	1.00	5.56	0.90
<b>Bivalent temperature</b>	4.11	1.66	-
<b>Operating limit temperature</b>	3.90	1.51	-

**Power consumption in modes other than active mode**

<b>Off mode, kW</b>	POFF	0.0500
<b>Thermostat-off mode, kW</b>	PTO	0.0370
<b>Standby mode, kW</b>	PSB	0.0500
<b>Crankcase heater mode, kW</b>	PCK	0.0500

**Supplementary heater**

<b>Rated heat output, kW</b>	Psup	0.74
<b>Type of energy input</b>		Electric

**Other items**

<b>Capacity control</b>	Variable
<b>Outlet temperature capacity control</b>	Variable
<b>Water flow rate capacity control</b>	Fixed

**For air-to-water heat pumps**

<b>Rated Air flow rate, outdoors, m³/h</b>	2600
--	------

<b>Contact details</b>	Carrier Refrigeration Operation Czech Republic s.r.o. Lidicka 323 - 266 39 Beroun 3 - Czech Republic
------------------------	---

**Accessories and Installed Options**  
No Accessories or Installed Options selected



<b>Model</b>	30AWH012HD
<b>Heat pump type</b>	Air-to-Water
<b>Equipped with supplementary heater</b>	No
<b>Heat pump combination heater</b>	No

<b>Rated heat output, kW</b>	Prated	8.68
<b>Annual energy consumption, kWh</b>	Qhe	6077
<b>Seasonal space heating energy efficiency, %</b>	ns,h	115
<b>Energy Classes</b>		A+
<b>Seasonal Coefficient Of Performance, kWh/kWh</b>	SCOP	2.95
<b>Sound power level indoor/outdoor, dB(A)</b>	LwA	67 NA

**Declared capacity and coefficient of performance for heating at indoor conditions 20°C and outdoor temperature Tj**

<b>Temperature application :</b>	Medium (47°C/55°C)		
<b>Climate:</b>	Average (Strasbourg)		
<b>Bivalent temperature, °C</b>	<b>Tbivalent</b>	-7	
<b>Operating limit temperature, °C</b>	<b>TOL</b>	-20	
<b>Heating water operation limit temperature, °C</b>	<b>WTOL</b>	60	
<b>Tj, °C</b>	<b>Capacity Pdh, kW</b>	<b>COPd</b>	<b>Degradation coef, Cdh</b>
-7	7.68	1.92	0.98
2	4.82	2.62	0.98
7	3.53	4.30	0.98
12	4.07	6.07	0.98
<b>Bivalent temperature</b>	7.68	1.92	-
<b>Operating limit temperature</b>	7.30	1.74	-

**Power consumption in modes other than active mode**

<b>Off mode, kW</b>	POFF	0.0500
<b>Thermostat-off mode, kW</b>	PTO	0.0120
<b>Standby mode, kW</b>	PSB	0.0500
<b>Crankcase heater mode, kW</b>	PCK	0.0500

**Supplementary heater**

<b>Rated heat output, kW</b>	Psup	1.39
<b>Type of energy input</b>	Electric	

**Other items**


<b>Capacity control</b>	Variable
<b>Outlet temperature capacity control</b>	Variable
<b>Water flow rate capacity control</b>	Fixed

**For air-to-water heat pumps**

<b>Rated Air flow rate, outdoors, m³/h</b>	6000
--	------

<b>Contact details</b>	Carrier Refrigeration Operation Czech Republic s.r.o. Lidicka 323 - 266 39 Beroun 3 - Czech Republic
------------------------	---

**Accessories and Installed Options**  
No Accessories or Installed Options selected



<b>Model</b>	30AWH012HD9
<b>Heat pump type</b>	Air-to-Water
<b>Equipped with supplementary heater</b>	No
<b>Heat pump combination heater</b>	No

<b>Rated heat output, kW</b>	Prated	8.38
<b>Annual energy consumption, kWh</b>	Qhe	4975
<b>Seasonal space heating energy efficiency, %</b>	ns,h	136
<b>Energy Classes</b>		A++
<b>Seasonal Coefficient Of Performance, kWh/kWh</b>	SCOP	3.47
<b>Sound power level indoor/outdoor, dB(A)</b>	LwA	68 NA

**Declared capacity and coefficient of performance for heating at indoor conditions 20°C and outdoor temperature Tj**

<b>Temperature application :</b>	Medium (47°C/55°C)		
<b>Climate:</b>	Average (Strasbourg)		
<b>Bivalent temperature, °C</b>	<b>Tbivalent</b>	-7	
<b>Operating limit temperature, °C</b>	<b>TOL</b>	-20	
<b>Heating water operation limit temperature, °C</b>	<b>WTOL</b>	60	
<b>Tj, °C</b>	<b>Capacity Pdh, kW</b>	<b>COPd</b>	<b>Degradation coef, Cdh</b>
-7	7.41	1.99	0.98
2	5.45	3.45	0.98
7	3.43	4.64	0.98
12	3.91	6.41	0.98
<b>Bivalent temperature</b>	7.41	1.99	-
<b>Operating limit temperature</b>	7.04	1.80	-

**Power consumption in modes other than active mode**

<b>Off mode, kW</b>	POFF	0.0500
<b>Thermostat-off mode, kW</b>	PTO	0.0130
<b>Standby mode, kW</b>	PSB	0.0500
<b>Crankcase heater mode, kW</b>	PCK	0.0500

**Supplementary heater**

<b>Rated heat output, kW</b>	Psup	1.34
<b>Type of energy input</b>	Electric	

**Other items**

<b>Capacity control</b>	Variable
<b>Outlet temperature capacity control</b>	Variable
<b>Water flow rate capacity control</b>	Fixed

**For air-to-water heat pumps**

<b>Rated Air flow rate, outdoors, m³/h</b>	6000
--	------

<b>Contact details</b>	Carrier Refrigeration Operation Czech Republic s.r.o. Lidicka 323 - 266 39 Beroun 3 - Czech Republic
------------------------	---

**Accessories and Installed Options**  
No Accessories or Installed Options selected



<b>Model</b>	30AWH015HD
<b>Heat pump type</b>	Air-to-Water
<b>Equipped with supplementary heater</b>	No
<b>Heat pump combination heater</b>	No

<b>Rated heat output, kW</b>	Prated	9.05
<b>Annual energy consumption, kWh</b>	Qhe	5748
<b>Seasonal space heating energy efficiency, %</b>	ns,h	127
<b>Energy Classes</b>		A++
<b>Seasonal Coefficient Of Performance, kWh/kWh</b>	SCOP	3.25
<b>Sound power level indoor/outdoor, dB(A)</b>	LwA	68 NA

**Declared capacity and coefficient of performance for heating at indoor conditions 20°C and outdoor temperature Tj**

<b>Temperature application :</b>	Medium (47°C/55°C)		
<b>Climate:</b>	Average (Strasbourg)		
<b>Bivalent temperature, °C</b>	<b>Tbivalent</b>	-7	
<b>Operating limit temperature, °C</b>	<b>TOL</b>	-20	
<b>Heating water operation limit temperature, °C</b>	<b>WTOL</b>	60	
<b>Tj, °C</b>	<b>Capacity Pdh, kW</b>	<b>COPd</b>	<b>Degradation coef, Cdh</b>
-7	8.01	2.04	0.97
2	4.90	2.97	0.97
7	3.46	4.61	0.97
12	3.01	6.69	0.97
<b>Bivalent temperature</b>	8.01	2.04	-
<b>Operating limit temperature</b>	7.61	1.84	-

**Power consumption in modes other than active mode**

<b>Off mode, kW</b>	POFF	0.0500
<b>Thermostat-off mode, kW</b>	PTO	0.0120
<b>Standby mode, kW</b>	PSB	0.0500
<b>Crankcase heater mode, kW</b>	PCK	0.0500

**Supplementary heater**

<b>Rated heat output, kW</b>	Psup	1.45
<b>Type of energy input</b>		Electric

**Other items**

<b>Capacity control</b>	Variable
<b>Outlet temperature capacity control</b>	Variable
<b>Water flow rate capacity control</b>	Fixed


**For air-to-water heat pumps**

<b>Rated Air flow rate, outdoors, m³/h</b>	6200
--	------

<b>Contact details</b>	Carrier Refrigeration Operation Czech Republic s.r.o. Lidicka 323 - 266 39 Beroun 3 - Czech Republic
------------------------	---

**Accessories and Installed Options**  
No Accessories or Installed Options selected





Model	30AWH015HD9
Heat pump type	Air-to-Water
Equipped with supplementary heater	No
Heat pump combination heater	No

Rated heat output, kW	Prated	9.37
Annual energy consumption, kWh	Qhe	5806
Seasonal space heating energy efficiency, %	ns,h	130
Energy Classes		A++
Seasonal Coefficient Of Performance, kWh/kWh	SCOP	3.33
Sound power level indoor/outdoor, dB(A)	LwA	68 NA

Declared capacity and coefficient of performance for heating at indoor conditions 20°C and outdoor temperature Tj

Temperature application :	Medium (47°C/55°C)		
Climate:	Average (Strasbourg)		
Bivalent temperature, °C	Tbivalent	-7	
Operating limit temperature, °C	TOL	-20	
Heating water operation limit temperature, °C	WTOL	60	
Tj, °C	Capacity Pdh, kW	COPd	Degradation coef, Cdh
-7	8.29	1.90	0.97
2	5.30	3.31	0.97
7	3.23	4.36	0.97
12	2.77	6.02	0.97
Bivalent temperature	8.29	1.90	-
Operating limit temperature	7.88	1.72	-

Power consumption in modes other than active mode

Off mode, kW	POFF	0.0500
Thermostat-off mode, kW	PTO	0.0120
Standby mode, kW	PSB	0.0500
Crankcase heater mode, kW	PCK	0.0500

Supplementary heater

Rated heat output, kW	Psup	1.50
Type of energy input		Electric

Other items

Capacity control	Variable
Outlet temperature capacity control	Variable
Water flow rate capacity control	Fixed

For air-to-water heat pumps

Rated Air flow rate, outdoors, m³/h	6200
-------------------------------------	------

Contact details	Carrier Refrigeration Operation Czech Republic s.r.o. Lidicka 323 - 266 39 Beroun 3 - Czech Republic
-----------------	---

Accessories and Installed Options  
No Accessories or Installed Options selected



<b>Model</b>	30AWH004XD
<b>Heat pump type</b>	Air-to-Water
<b>Equipped with supplementary heater</b>	No
<b>Heat pump combination heater</b>	No

<b>Rated heat output, kW</b>	Prated	3.88
<b>Annual energy consumption, kWh</b>	Qhe	2196
<b>Seasonal space heating energy efficiency, %</b>	ns,h	141
<b>Energy Classes</b>		A+
<b>Seasonal Coefficient Of Performance, kWh/kWh</b>	SCOP	3.61
<b>Sound power level indoor/outdoor, dB(A)</b>	LwA	62 NA

### Declared capacity and coefficient of performance for heating at indoor conditions 20°C and outdoor temperature Tj

<b>Temperature application :</b>		Low (30°C/35°C)	
<b>Climate:</b>		Average (Strasbourg)	
<b>Bivalent temperature, °C</b>	<b>Tbivalent</b>	-7	
<b>Operating limit temperature, °C</b>	<b>TOL</b>	-20	
<b>Heating water operation limit temperature, °C</b>	<b>WTOL</b>	60	
<b>Tj, °C</b>	<b>Capacity Pdh, kW</b>	<b>COPd</b>	<b>Degradation coef, Cdh</b>
-7	3.43	2.42	0.90
2	2.22	3.47	0.90
7	1.32	4.89	0.90
12	1.11	5.84	0.90
<b>Bivalent temperature</b>	3.43	2.42	-
<b>Operating limit temperature</b>	3.26	2.19	-

### Power consumption in modes other than active mode

<b>Off mode, kW</b>	POFF	0.0000
<b>Thermostat-off mode, kW</b>	PTO	0.0800
<b>Standby mode, kW</b>	PSB	0.0500
<b>Crankcase heater mode, kW</b>	PCK	0.0500

### Supplementary heater

<b>Rated heat output, kW</b>	Psup	0.62
<b>Type of energy input</b>		Electric

### Other items

<b>Capacity control</b>	Variable
<b>Outlet temperature capacity control</b>	Variable
<b>Water flow rate capacity control</b>	Fixed

### For air-to-water heat pumps

<b>Rated Air flow rate, outdoors, m³/h</b>	2600
--	------

<b>Contact details</b>	Carrier Refrigeration Operation Czech Republic s.r.o. Lidicka 323 - 266 39 Beroun 3 - Czech Republic
------------------------	---

**Accessories and Installed Options**  
No Accessories or Installed Options selected



<b>Model</b>	30AWH006XD
<b>Heat pump type</b>	Air-to-Water
<b>Equipped with supplementary heater</b>	No
<b>Heat pump combination heater</b>	No

<b>Rated heat output, kW</b>	Prated	4.97
<b>Annual energy consumption, kWh</b>	Qhe	2922
<b>Seasonal space heating energy efficiency, %</b>	ns,h	137
<b>Energy Classes</b>		A+
<b>Seasonal Coefficient Of Performance, kWh/kWh</b>	SCOP	3.49
<b>Sound power level indoor/outdoor, dB(A)</b>	LwA	62 NA

**Declared capacity and coefficient of performance for heating at indoor conditions 20°C and outdoor temperature Tj**

<b>Temperature application :</b>		<b>Low (30°C/35°C)</b>	
<b>Climate:</b>		<b>Average (Strasbourg)</b>	
<b>Bivalent temperature, °C</b>	<b>Tbivalent</b>	-7	
<b>Operating limit temperature, °C</b>	<b>TOL</b>	-20	
<b>Heating water operation limit temperature, °C</b>	<b>WTOL</b>	60	
<b>Tj, °C</b>	<b>Capacity Pdh, kW</b>	<b>COPd</b>	<b>Degradation coef, Cdh</b>
-7	4.40	2.28	0.90
2	2.79	3.28	0.90
7	1.63	4.94	0.90
12	0.70	5.38	0.90
<b>Bivalent temperature</b>	4.40	2.28	-
<b>Operating limit temperature</b>	4.18	2.06	-

**Power consumption in modes other than active mode**

<b>Off mode, kW</b>	POFF	0.0000
<b>Thermostat-off mode, kW</b>	PTO	0.0830
<b>Standby mode, kW</b>	PSB	0.0500
<b>Crankcase heater mode, kW</b>	PCK	0.0500

**Supplementary heater**

<b>Rated heat output, kW</b>	Psup	0.79
<b>Type of energy input</b>		Electric

**Other items**

<b>Capacity control</b>	Variable
<b>Outlet temperature capacity control</b>	Variable
<b>Water flow rate capacity control</b>	Fixed

**For air-to-water heat pumps**

<b>Rated Air flow rate, outdoors, m³/h</b>	2600
--	------

<b>Contact details</b>	Carrier Refrigeration Operation Czech Republic s.r.o. Lidicka 323 - 266 39 Beroun 3 - Czech Republic
------------------------	---

**Accessories and Installed Options**  
No Accessories or Installed Options selected



<b>Model</b>	30AWH012XD9
<b>Heat pump type</b>	Air-to-Water
<b>Equipped with supplementary heater</b>	No
<b>Heat pump combination heater</b>	No

<b>Rated heat output, kW</b>	Prated	9.96
<b>Annual energy consumption, kWh</b>	Qhe	5763
<b>Seasonal space heating energy efficiency, %</b>	ns,h	139
<b>Energy Classes</b>		A+
<b>Seasonal Coefficient Of Performance, kWh/kWh</b>	SCOP	3.55
<b>Sound power level indoor/outdoor, dB(A)</b>	LwA	68 NA

### Declared capacity and coefficient of performance for heating at indoor conditions 20°C and outdoor temperature Tj

<b>Temperature application :</b>		Low (30°C/35°C)	
<b>Climate:</b>		Average (Strasbourg)	
<b>Bivalent temperature, °C</b>	<b>Tbivalent</b>	-7	
<b>Operating limit temperature, °C</b>	<b>TOL</b>	-20	
<b>Heating water operation limit temperature, °C</b>	<b>WTOL</b>	60	
<b>Tj, °C</b>	<b>Capacity Pdh, kW</b>	<b>COPd</b>	<b>Degradation coef, Cdh</b>
-7	8.81	2.25	0.90
2	6.74	3.53	0.90
7	3.92	4.84	0.90
12	4.44	6.63	0.90
<b>Bivalent temperature</b>	8.81	2.25	-
<b>Operating limit temperature</b>	8.37	2.03	-

### Power consumption in modes other than active mode

<b>Off mode, kW</b>	POFF	0.0000
<b>Thermostat-off mode, kW</b>	PTO	0.1400
<b>Standby mode, kW</b>	PSB	0.0500
<b>Crankcase heater mode, kW</b>	PCK	0.0500

### Supplementary heater

<b>Rated heat output, kW</b>	Psup	1.59
<b>Type of energy input</b>		Electric

### Other items


<b>Capacity control</b>	Variable
<b>Outlet temperature capacity control</b>	Variable
<b>Water flow rate capacity control</b>	Fixed

### For air-to-water heat pumps

<b>Rated Air flow rate, outdoors, m³/h</b>	6000
--	------

<b>Contact details</b>	Carrier Refrigeration Operation Czech Republic s.r.o. Lidicka 323 - 266 39 Beroun 3 - Czech Republic
------------------------	---

**Accessories and Installed Options**  
No Accessories or Installed Options selected



Model	30AWH015XD
Heat pump type	Air-to-Water
Equipped with supplementary heater	No
Heat pump combination heater	No

Rated heat output, kW	Prated	10.98
Annual energy consumption, kWh	Qhe	6520
Seasonal space heating energy efficiency, %	ns,h	135
Energy Classes		A+
Seasonal Coefficient Of Performance, kWh/kWh	SCOP	3.46
Sound power level indoor/outdoor, dB(A)	LwA	68 NA

Declared capacity and coefficient of performance for heating at indoor conditions 20°C and outdoor temperature Tj

Temperature application :		Low (30°C/35°C)	
Climate:		Average (Strasbourg)	
Bivalent temperature, °C	Tbivalent	-7	
Operating limit temperature, °C	TOL	-20	
Heating water operation limit temperature, °C	WTOL	60	
Tj, °C	Capacity Pdh, kW	COPd	Degradation coef, Cdh
-7	9.71	2.38	0.90
2	6.23	3.15	0.90
7	4.13	5.04	0.90
12	3.00	5.56	0.90
Bivalent temperature	9.71	2.38	-
Operating limit temperature	9.22	2.15	-

Power consumption in modes other than active mode

Off mode, kW	POFF	0.0000
Thermostat-off mode, kW	PTO	0.1750
Standby mode, kW	PSB	0.0500
Crankcase heater mode, kW	PCK	0.0500

Supplementary heater

Rated heat output, kW	Psup	1.75
Type of energy input		Electric

Other items

Capacity control	Variable
Outlet temperature capacity control	Variable
Water flow rate capacity control	Fixed

For air-to-water heat pumps

Rated Air flow rate, outdoors, m³/h	6200
-------------------------------------	------

Contact details	Carrier Refrigeration Operation Czech Republic s.r.o. Lidicka 323 - 266 39 Beroun 3 - Czech Republic
-----------------	---

Accessories and Installed Options  
No Accessories or Installed Options selected



<b>Model</b>	30AWH015XD9
<b>Heat pump type</b>	Air-to-Water
<b>Equipped with supplementary heater</b>	No
<b>Heat pump combination heater</b>	No

<b>Rated heat output, kW</b>	Prated	11.35
<b>Annual energy consumption, kWh</b>	Qhe	6666
<b>Seasonal space heating energy efficiency, %</b>	ns,h	137
<b>Energy Classes</b>		A+
<b>Seasonal Coefficient Of Performance, kWh/kWh</b>	SCOP	3.50
<b>Sound power level indoor/outdoor, dB(A)</b>	LwA	68 NA

**Declared capacity and coefficient of performance for heating at indoor conditions 20°C and outdoor temperature Tj**

<b>Temperature application :</b>		Low (30°C/35°C)	
<b>Climate:</b>		Average (Strasbourg)	
<b>Bivalent temperature, °C</b>	<b>Tbivalent</b>	-7	
<b>Operating limit temperature, °C</b>	<b>TOL</b>	-20	
<b>Heating water operation limit temperature, °C</b>	<b>WTOL</b>	60	
<b>Tj, °C</b>	<b>Capacity Pdh, kW</b>	<b>COPd</b>	<b>Degradation coef, Cdh</b>
-7	10.04	2.22	0.90
2	6.67	3.44	0.90
7	3.88	4.73	0.90
12	2.78	5.05	0.90
<b>Bivalent temperature</b>	10.04	2.22	-
<b>Operating limit temperature</b>	9.54	2.01	-

**Power consumption in modes other than active mode**

<b>Off mode, kW</b>	POFF	0.0000
<b>Thermostat-off mode, kW</b>	PTO	0.1770
<b>Standby mode, kW</b>	PSB	0.0500
<b>Crankcase heater mode, kW</b>	PCK	0.0500

**Supplementary heater**

<b>Rated heat output, kW</b>	Psup	1.81
<b>Type of energy input</b>		Electric

**Other items**

<b>Capacity control</b>	Variable
<b>Outlet temperature capacity control</b>	Variable
<b>Water flow rate capacity control</b>	Fixed

**For air-to-water heat pumps**

<b>Rated Air flow rate, outdoors, m³/h</b>	6200
--	------

<b>Contact details</b>	Carrier Refrigeration Operation Czech Republic s.r.o. Lidicka 323 - 266 39 Beroun 3 - Czech Republic
------------------------	---

**Accessories and Installed Options**  
No Accessories or Installed Options selected



Model	30AWH004XD
Heat pump type	Air-to-Water
Equipped with supplementary heater	No
Heat pump combination heater	No

Rated heat output, kW	Prated	3.28
Annual energy consumption, kWh	Qhe	2025
Seasonal space heating energy efficiency, %	ns,h	129
Energy Classes		A++
Seasonal Coefficient Of Performance, kWh/kWh	SCOP	3.31
Sound power level indoor/outdoor, dB(A)	LwA	62 NA

**Declared capacity and coefficient of performance for heating at indoor conditions 20°C and outdoor temperature Tj**

Temperature application :	Medium (47°C/55°C)		
Climate:	Average (Strasbourg)		
Bivalent temperature, °C	Tbivalent	-7	
Operating limit temperature, °C	TOL	-20	
Heating water operation limit temperature, °C	WTOL	60	
Tj, °C	Capacity Pdh, kW	COPd	Degradation coef, Cdh
-7	2.90	2.07	0.90
2	1.80	3.21	0.90
7	1.20	4.44	0.90
12	1.23	6.47	0.90
Bivalent temperature	2.90	2.07	-
Operating limit temperature	2.76	1.87	-

**Power consumption in modes other than active mode**

Off mode, kW	POFF	0.0000
Thermostat-off mode, kW	PTO	0.0630
Standby mode, kW	PSB	0.0500
Crankcase heater mode, kW	PCK	0.0500

**Supplementary heater**

Rated heat output, kW	Psup	0.52
Type of energy input		Electric

**Other items**

Capacity control	Variable
Outlet temperature capacity control	Variable
Water flow rate capacity control	Fixed

**For air-to-water heat pumps**

Rated Air flow rate, outdoors, m³/h	2600
-------------------------------------	------

Contact details	Carrier Refrigeration Operation Czech Republic s.r.o. Lidicka 323 - 266 39 Beroun 3 - Czech Republic
-----------------	---

Accessories and Installed Options  
No Accessories or Installed Options selected



<b>Model</b>	30AWH006XD
<b>Heat pump type</b>	Air-to-Water
<b>Equipped with supplementary heater</b>	No
<b>Heat pump combination heater</b>	No

<b>Rated heat output, kW</b>	Prated	4.24
<b>Annual energy consumption, kWh</b>	Qhe	2687
<b>Seasonal space heating energy efficiency, %</b>	ns,h	126
<b>Energy Classes</b>		A++
<b>Seasonal Coefficient Of Performance, kWh/kWh</b>	SCOP	3.23
<b>Sound power level indoor/outdoor, dB(A)</b>	LwA	62 NA

### Declared capacity and coefficient of performance for heating at indoor conditions 20°C and outdoor temperature Tj

<b>Temperature application :</b>	Medium (47°C/55°C)		
<b>Climate:</b>	Average (Strasbourg)		
<b>Bivalent temperature, °C</b>	<b>Tbivalent</b>	-7	
<b>Operating limit temperature, °C</b>	<b>TOL</b>	-20	
<b>Heating water operation limit temperature, °C</b>	<b>WTOL</b>	60	
<b>Tj, °C</b>	<b>Capacity Pdh, kW</b>	<b>COPd</b>	<b>Degradation coef, Cdh</b>
-7	3.75	1.97	0.90
2	2.30	3.07	0.90
7	1.48	4.48	0.90
12	0.76	6.33	0.90
<b>Bivalent temperature</b>	3.75	1.97	-
<b>Operating limit temperature</b>	3.56	1.79	-

### Power consumption in modes other than active mode

<b>Off mode, kW</b>	POFF	0.0000
<b>Thermostat-off mode, kW</b>	PTO	0.0610
<b>Standby mode, kW</b>	PSB	0.0500
<b>Crankcase heater mode, kW</b>	PCK	0.0500

### Supplementary heater

<b>Rated heat output, kW</b>	Psup	0.68
<b>Type of energy input</b>	Electric	

### Other items

<b>Capacity control</b>	Variable
<b>Outlet temperature capacity control</b>	Variable
<b>Water flow rate capacity control</b>	Fixed

### For air-to-water heat pumps

<b>Rated Air flow rate, outdoors, m³/h</b>	2600
--	------

<b>Contact details</b>	Carrier Refrigeration Operation Czech Republic s.r.o. Lidicka 323 - 266 39 Beroun 3 - Czech Republic
------------------------	---

**Accessories and Installed Options**  
No Accessories or Installed Options selected





<b>Model</b>	30AWH008XD
<b>Heat pump type</b>	Air-to-Water
<b>Equipped with supplementary heater</b>	No
<b>Heat pump combination heater</b>	No

<b>Rated heat output, kW</b>	Prated	4.74
<b>Annual energy consumption, kWh</b>	Qhe	3444
<b>Seasonal space heating energy efficiency, %</b>	ns,h	110
<b>Energy Classes</b>		A+
<b>Seasonal Coefficient Of Performance, kWh/kWh</b>	SCOP	2.82
<b>Sound power level indoor/outdoor, dB(A)</b>	LwA	64 NA

**Declared capacity and coefficient of performance for heating at indoor conditions 20°C and outdoor temperature Tj**

<b>Temperature application :</b>		<b>Medium (47°C/55°C)</b>	
<b>Climate:</b>		<b>Average (Strasbourg)</b>	
<b>Bivalent temperature, °C</b>	<b>Tbivalent</b>	-7	
<b>Operating limit temperature, °C</b>	<b>TOL</b>	-20	
<b>Heating water operation limit temperature, °C</b>	<b>WTOL</b>	60	
<b>Tj, °C</b>	<b>Capacity Pdh, kW</b>	<b>COPd</b>	<b>Degradation coef, Cdh</b>
-7	4.19	1.69	0.90
2	2.59	2.85	0.90
7	1.71	3.56	0.90
12	1.04	4.95	0.90
<b>Bivalent temperature</b>	4.19	1.69	-
<b>Operating limit temperature</b>	3.98	1.53	-

**Power consumption in modes other than active mode**

<b>Off mode, kW</b>	POFF	0.0000
<b>Thermostat-off mode, kW</b>	PTO	0.0700
<b>Standby mode, kW</b>	PSB	0.0500
<b>Crankcase heater mode, kW</b>	PCK	0.0500

**Supplementary heater**

<b>Rated heat output, kW</b>	Psup	0.76
<b>Type of energy input</b>		Electric

**Other items**

<b>Capacity control</b>	Variable
<b>Outlet temperature capacity control</b>	Variable
<b>Water flow rate capacity control</b>	Fixed

**For air-to-water heat pumps**

<b>Rated Air flow rate, outdoors, m³/h</b>	2600
--	------

<b>Contact details</b>	Carrier Refrigeration Operation Czech Republic s.r.o. Lidicka 323 - 266 39 Beroun 3 - Czech Republic
------------------------	---

**Accessories and Installed Options**  
No Accessories or Installed Options selected



<b>Model</b>	30AWH012XD
<b>Heat pump type</b>	Air-to-Water
<b>Equipped with supplementary heater</b>	No
<b>Heat pump combination heater</b>	No

<b>Rated heat output, kW</b>	Prated	8.82
<b>Annual energy consumption, kWh</b>	Qhe	6387
<b>Seasonal space heating energy efficiency, %</b>	ns,h	111
<b>Energy Classes</b>		A+
<b>Seasonal Coefficient Of Performance, kWh/kWh</b>	SCOP	2.84
<b>Sound power level indoor/outdoor, dB(A)</b>	LwA	67 NA

### Declared capacity and coefficient of performance for heating at indoor conditions 20°C and outdoor temperature Tj

<b>Temperature application :</b>	Medium (47°C/55°C)		
<b>Climate:</b>	Average (Strasbourg)		
<b>Bivalent temperature, °C</b>	<b>Tbivalent</b>	-7	
<b>Operating limit temperature, °C</b>	<b>TOL</b>	-20	
<b>Heating water operation limit temperature, °C</b>	<b>WTOL</b>	60	
<b>Tj, °C</b>	<b>Capacity Pdh, kW</b>	<b>COPd</b>	<b>Degradation coef, Cdh</b>
-7	7.80	1.92	0.90
2	4.95	2.59	0.90
7	3.66	4.11	0.90
12	4.20	5.60	0.90
<b>Bivalent temperature</b>	7.80	1.92	-
<b>Operating limit temperature</b>	7.41	1.73	-

### Power consumption in modes other than active mode

<b>Off mode, kW</b>	POFF	0.0000
<b>Thermostat-off mode, kW</b>	PTO	0.0860
<b>Standby mode, kW</b>	PSB	0.0500
<b>Crankcase heater mode, kW</b>	PCK	0.0500

### Supplementary heater

<b>Rated heat output, kW</b>	Psup	1.41
<b>Type of energy input</b>		Electric

### Other items


<b>Capacity control</b>	Variable
<b>Outlet temperature capacity control</b>	Variable
<b>Water flow rate capacity control</b>	Fixed

### For air-to-water heat pumps

<b>Rated Air flow rate, outdoors, m³/h</b>	6000
--	------

<b>Contact details</b>	Carrier Refrigeration Operation Czech Republic s.r.o. Lidicka 323 - 266 39 Beroun 3 - Czech Republic
------------------------	---

**Accessories and Installed Options**  
No Accessories or Installed Options selected



<b>Model</b>	30AWH012XD9
<b>Heat pump type</b>	Air-to-Water
<b>Equipped with supplementary heater</b>	No
<b>Heat pump combination heater</b>	No

<b>Rated heat output, kW</b>	Prated	8.51
<b>Annual energy consumption, kWh</b>	Qhe	5332
<b>Seasonal space heating energy efficiency, %</b>	ns,h	128
<b>Energy Classes</b>		A++
<b>Seasonal Coefficient Of Performance, kWh/kWh</b>	SCOP	3.28
<b>Sound power level indoor/outdoor, dB(A)</b>	LwA	68 NA

**Declared capacity and coefficient of performance for heating at indoor conditions 20°C and outdoor temperature Tj**

<b>Temperature application :</b>		<b>Medium (47°C/55°C)</b>	
<b>Climate:</b>		<b>Average (Strasbourg)</b>	
<b>Bivalent temperature, °C</b>	<b>Tbivalent</b>	-7	
<b>Operating limit temperature, °C</b>	<b>TOL</b>	-20	
<b>Heating water operation limit temperature, °C</b>	<b>WTOL</b>	60	
<b>Tj, °C</b>	<b>Capacity Pdh, kW</b>	<b>COPd</b>	<b>Degradation coef, Cdh</b>
-7	7.53	1.98	0.90
2	5.55	3.36	0.90
7	3.55	4.38	0.90
12	4.03	5.93	0.90
<b>Bivalent temperature</b>	7.53	1.98	-
<b>Operating limit temperature</b>	7.15	1.79	-

**Power consumption in modes other than active mode**

<b>Off mode, kW</b>	POFF	0.0000
<b>Thermostat-off mode, kW</b>	PTO	0.0880
<b>Standby mode, kW</b>	PSB	0.0500
<b>Crankcase heater mode, kW</b>	PCK	0.0500

**Supplementary heater**

<b>Rated heat output, kW</b>	Psup	1.36
<b>Type of energy input</b>		Electric

**Other items**

<b>Capacity control</b>	Variable
<b>Outlet temperature capacity control</b>	Variable
<b>Water flow rate capacity control</b>	Fixed

**For air-to-water heat pumps**

<b>Rated Air flow rate, outdoors, m³/h</b>	6000
--	------

<b>Contact details</b>	Carrier Refrigeration Operation Czech Republic s.r.o. Lidicka 323 - 266 39 Beroun 3 - Czech Republic
------------------------	---

**Accessories and Installed Options**  
No Accessories or Installed Options selected

**AQUASNAP**  
Reversible



Model	30AWH015XD
Heat pump type	Air-to-Water
Equipped with supplementary heater	No
Heat pump combination heater	No

Rated heat output, kW	Prated	9.20
Annual energy consumption, kWh	Qhe	5928
Seasonal space heating energy efficiency, %	ns,h	125
Energy Classes		A++
Seasonal Coefficient Of Performance, kWh/kWh	SCOP	3.19
Sound power level indoor/outdoor, dB(A)	LwA	67 NA

### Declared capacity and coefficient of performance for heating at indoor conditions 20°C and outdoor temperature Tj

Temperature application :	Medium (47°C/55°C)		
Climate:	Average (Strasbourg)		
Bivalent temperature, °C	Tbivalent	-7	
Operating limit temperature, °C	TOL	-20	
Heating water operation limit temperature, °C	WTOL	60	
Tj, °C	Capacity Pdh, kW	COPd	Degradation coef, Cdh
-7	8.14	2.04	0.90
2	5.10	3.05	0.90
7	3.59	4.33	0.90
12	3.13	6.02	0.90
Bivalent temperature	8.14	2.04	-
Operating limit temperature	7.73	1.84	-

### Power consumption in modes other than active mode

Off mode, kW	POFF	0.0000
Thermostat-off mode, kW	PTO	0.0920
Standby mode, kW	PSB	0.0500
Crankcase heater mode, kW	PCK	0.0500

### Supplementary heater

Rated heat output, kW	Psup	1.47
Type of energy input		Electric

### Other items


Capacity control	Variable
Outlet temperature capacity control	Variable
Water flow rate capacity control	Fixed

### For air-to-water heat pumps

Rated Air flow rate, outdoors, m³/h	6200
-------------------------------------	------

Contact details	Carrier Refrigeration Operation Czech Republic s.r.o. Lidicka 323 - 266 39 Beroun 3 - Czech Republic
-----------------	---

Accessories and Installed Options  
No Accessories or Installed Options selected



Model	30AWH015XD9
Heat pump type	Air-to-Water
Equipped with supplementary heater	No
Heat pump combination heater	No

Rated heat output, kW	Prated	9.52
Annual energy consumption, kWh	Qhe	6043
Seasonal space heating energy efficiency, %	ns,h	127
Energy Classes		A++
Seasonal Coefficient Of Performance, kWh/kWh	SCOP	3.24
Sound power level indoor/outdoor, dB(A)	LwA	68 NA

Declared capacity and coefficient of performance for heating at indoor conditions 20°C and outdoor temperature Tj

Temperature application :	Medium (47°C/55°C)		
Climate:	Average (Strasbourg)		
Bivalent temperature, °C	Tbivalent	-7	
Operating limit temperature, °C	TOL	-20	
Heating water operation limit temperature, °C	WTOL	60	
Tj, °C	Capacity Pdh, kW	COPd	Degradation coef, Cdh
-7	8.42	1.90	0.90
2	5.46	3.33	0.90
7	3.36	4.10	0.90
12	2.90	5.37	0.90
Bivalent temperature	8.42	1.90	-
Operating limit temperature	8.00	1.72	-

Power consumption in modes other than active mode

Off mode, kW	POFF	0.0000
Thermostat-off mode, kW	PTO	0.0900
Standby mode, kW	PSB	0.0500
Crankcase heater mode, kW	PCK	0.0500

Supplementary heater

Rated heat output, kW	Psup	1.52
Type of energy input		Electric

Other items

Capacity control	Variable
Outlet temperature capacity control	Variable
Water flow rate capacity control	Fixed

For air-to-water heat pumps

Rated Air flow rate, outdoors, m³/h	6200
-------------------------------------	------

Contact details	Carrier Refrigeration Operation Czech Republic s.r.o. Lidicka 323 - 266 39 Beroun 3 - Czech Republic
-----------------	---

Accessories and Installed Options  
No Accessories or Installed Options selected

**Carrier**  
30AWH004HD

55 °C **A<sup>++</sup>** | 35 °C **A<sup>+</sup>**

**ENERGY LABELLING**  
енергия · ενεργεια

Y IJA  
IE IA

5.16 kW | 3.28 kW | 3.10 kW

126 % | 138 % | 190 %

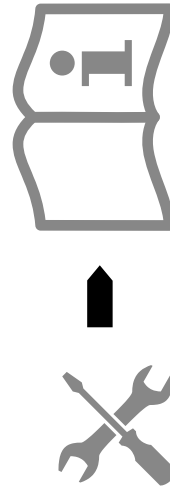

3911 kWh/annum | 190 kWh/annum | 843 kWh/annum

62dB | 62dB

2015 | 811/2013



kW	5.16	3.28	3.10
ηs %	126	138	190
kWh/annum	3911	1900	843



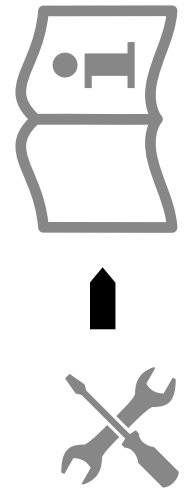
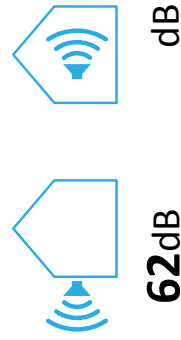
Fiche/Ficha/Scheda/Datenblatt



30AWH006HD



kW	6.65	4.22	3.79
ηs %	112	132	181
kWh/annum	5431	2571	1085



**ENERG**  
енергия · ενεργεια

Y IJA  
IE IA

30AWH006HD

55 °C

35 °C

6.65 4.22 3.79 kW

7.75 4.92 4.06 kW

dB

62dB

811/2013

2015



30AWH008HD



kW	6.59	4.65	4.83
$\eta_s$ %	103	111	152
kWh/annum	5867	3367	1649



**ENERGY**  
енергия · ενεργεια

Y IJA  
IE IA

Carrier

30AWH008HD

55 °C

35 °C

6.59	4.65	4.83	kW
6.46	4.56	5.09	kW

dB

**64dB**

2015

811/2013



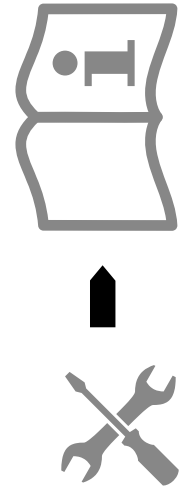
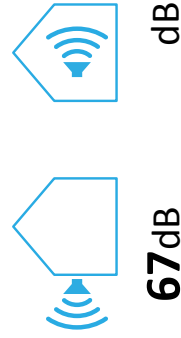
Fiche/Ficha/Scheda/Datenblatt



30AWH012HD



kW	13.67	8.68	8.04
ηs %	106	115	158
kWh/annum	11859	6077	2651



**ENERG**  
енергия · ενεργεια

Y IJA  
IE IA

30AWH012HD

55 °C

35 °C

dB

**67dB**

■	13.67	■	15.75
■	8.68	■	10.00
■	8.04	■	9.20

2015

811/2013

**Carrier**  
30AWH012HD9

55 °C **A++** | 35 °C **A+**

Energy efficiency scale: A++, A+, A, B, C, D, E, F, G

13.20	8.38	7.76	15.37
121	136	9.76	9.04
10056	4975	9.04	9.04
		kW	

Sound power level: 68dB

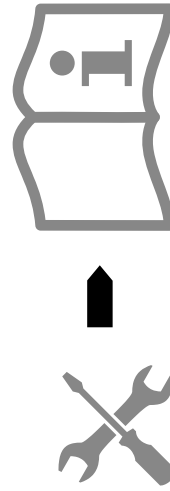

2015 | 811/2013



30AWH012HD9



kW	13.20	8.38	7.76
$\eta_s$ %	121	136	187
kWh/annum	10056	4975	2177



Fiche/Ficha/Scheda/Datenblatt



30AWH015HD




kW	14.52	9.05	8.38
ηs %	119	127	175
kWh/annum	11188	5748	2508



68dBA



dBA



**ENERG**  
енергия · ενεργεια

Y IJA  
IE IA

30AWH015HD

55 °C

**A++**

35 °C

**A+**

14.52	9.05	8.38	kW
17.25	10.75	9.96	kW

68dB
------

2015

811/2013

**Carrier**  
30AWH015HD9

55 °C | 35 °C

**A<sup>++</sup>**

**A<sup>++</sup>** **A<sup>+</sup>** **A** **B** **C** **D** **E** **F** **G**

15.05	9.37	8.67	kW
17.86	11.12	10.29	
15.05	9.37	8.67	

**68dB**

2015 | 811/2013



30AWH015HD9



kW	15.05	9.37	8.67
ηs %	122	130	179
kWh/annum	11404	5806	2537



**68dBA** dBA



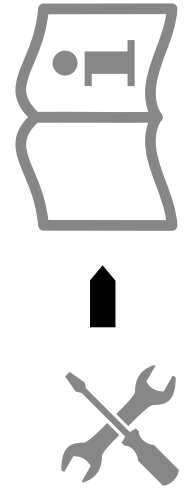

Fiche/Ficha/Scheda/Datenblatt



30AWH004XD



kW	5.16	3.28	3.15
ηs %	120	129	179
kWh/annum	3930	2025	906



**ENERG**  
енергия · ενεργεια

Y IJA  
IE IA

Carrier

30AWH004XD

55 °C

35 °C

**A++**

**A+**

5.16

3.28

3.15

kW

6.10

3.88

3.48

kW

dB

**62dB**

2015

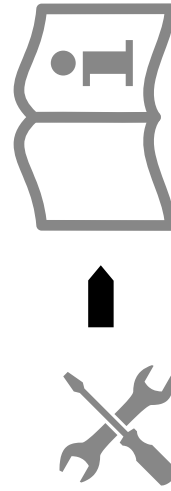

811/2013



30AWH006XD



kW	6.66	4.24	3.84
ηs %	111	126	174
kWh/annum	5473	2687	1138



Carrier

30AWH006XD

55 °C

35 °C

A++

A+

A

B

C

D

E

F

G

A++

A+

6.66	4.24	3.84	kW
7.81	4.97	4.13	kW

62dB

2015

811/2013

811/2013

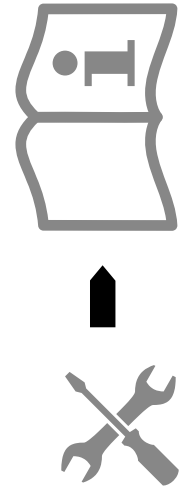
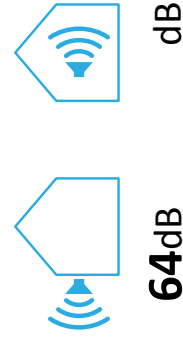
Fiche/Ficha/Scheda/Datenblatt



30AWH008XD



kW	6.73	4.74	4.91
ηs %	101	110	145
kWh/annum	6051	3444	1752



**ENERG**  
енергия · ενεργεια

Y IJA  
IE IA

30AWH008XD

55 °C

55 °C

35 °C

dB

**64dB**

6.73	4.74	4.91	kW
------	------	------	----

6.56	4.62	5.15	kW
------	------	------	----

2015

811/2013

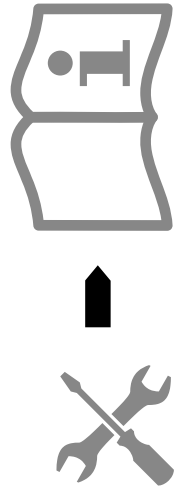
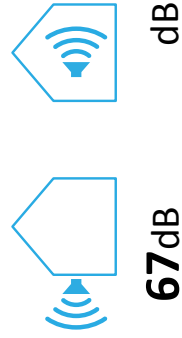
Fiche/Ficha/Scheda/Datenblatt



30AWH012XD



kW	13.88	8.82	8.15
ηs %	104	111	153
kWh/annum	12215	6387	2769



**ENERGY**  
енергия · ενεργεια

Y IJA  
IE IA

Carrier

30AWH012XD

55 °C

35 °C

13.88

8.82

8.15

kW

16.22

10.31

9.31

kW

dB

67dB

2015

811/2013



Fiche/Ficha/Scheda/Datenblatt



30AWH012XD9




kW	13.38	8.51	7.88
ηs %	119	128	177
kWh/annum	10306	5332	2314



68dBA



dBA



Carrier

ENERG

енергия · ενεργεια

Y IJA  
IE IA

30AWH012XD9

55 °C

35 °C

13.38	8.51	7.88	kW
-------	------	------	----

15.66	9.96	9.22	kW
-------	------	------	----

dB

68dB

811/2013

2015



30AWH015XD



kW	14.73	9.20	8.51
ηs %	119	125	172
kWh/annum	11303	5928	2573



68dBA



dBA



Carrier

ENERGY

енергия · ενεργεια

Y IJA  
IE IA

30AWH015XD

55 °C      35 °C

■	14.73	9.20	8.81	kW
---	-------	------	------	----

■	17.58	10.98	10.16	kW
---	-------	-------	-------	----

dB

68dB

811/2013

2015

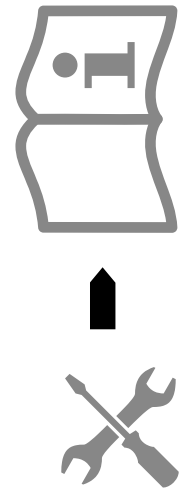
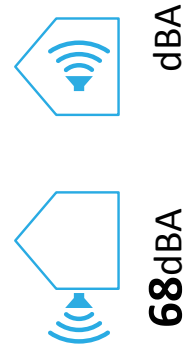
Fiche/Ficha/Scheda/Datenblatt



30AWH015XD9



kW	15.26	9.52	8.81
ηs %	121	127	175
kWh/annum	11570	6043	2621



Carrier

30AWH015XD9

55 °C

35 °C

Y IJA

ENERG

енергия · ενεργεια

IE IA

A++

A+

A

B

C

D

E

F

G

A++

A+

15.26

9.52

8.81

kW

18.19

11.35

10.50

kW

dB

68dB

811/2013

2015